

# HIGH PRECISION SINGLE AC CURRENT TRANSDUCER - CLASS 0,2 **MCCA3x-C0,2**



- Single phase High Precision AC Current Transducer
- Precision true RMS class 0,2 measurement, not affected by any waveform distortion
- For use with 1A or 5A current transformers
- Up to two individual very fast analogue output signals (<50mS), (optional)
- DIN96 Slave Indicator with full current scale (optional)

## Specifications

Standard Auxiliary Voltage:	100-120V, 200-240V, 380-415V, 440-460V, 480VAC, 40-70Hz (Fuse 0,5A)
Optional Auxiliary Voltage:	24-60VDC (Fuse 0,5A) 110-220VDC (Fuse 1A)
Supply tolerance:	+10%, -20%
Power rating:	5VA
Current Input:	1A CT or 5A CT, <0,1VA
Ampere range:	Any % of the CT value
Analogue output 1: (see page 2 for available outputs)	mA: Up to 20mA, max 500R (other on request)
Analogue output 2: (see page 2 for available outputs)	mA: Up to 20mA, max 500R V: Up to 10V, min 500ohm (other on request)
Accuracy:	Class 0,2
Temperature:	-20 to +70°C
Humidity, relative:	0-95%
Weight:	0.6kgs
Front protection:	IP21
Flammability:	UL94-V0

## Description

The digitally controlled MCCA3x-C0,2 is for use in applications that require a very fast response, precision monitoring of a single phase AC current. Ideal for systems for regulation and control of the current load on generators, motors and inverters.

The MCCA3x-C0,2 is a precision single phase AC current measuring transducer for 1A or 5A CT input.

The unit is a high precision class 0,2 current transducer, it is recommended to use class 0.2 current transformers.

The unit measures the voltage and current true r.m.s. value, and accuracy is independent of any waveform distortion. A green LED (ON) indicates the auxiliary supply presence.



Up to two individual very fast analogue output signals (optional) proportional to a range (see page 2 for available outputs). The analogue output is isolated from the CT and auxiliary power.

The standard model have **one** output signal, but optional model have **two** output signals.

If an output is used for remote meter reading, we recommend 0-1mA for the slave indicator.

It also includes an additional RJ12 output for a DIN96 Slave Indicator (optional).

The noise-immune mA output is isolated from both the C. T. and voltage inputs and auxiliary power.

Models	O/P 1	O/P 2	Standard model	Optional model
MCCA3A-C0,2	X	-	X	-
MCCA3B-C0,2	X	X	-	X

The unit meets EN 60255-27 Cat. III, Pollution degree 2 and the relevant environmental and EMC tests specified in EN 60255-26 to comply with the requirements of the major Classification Societies.

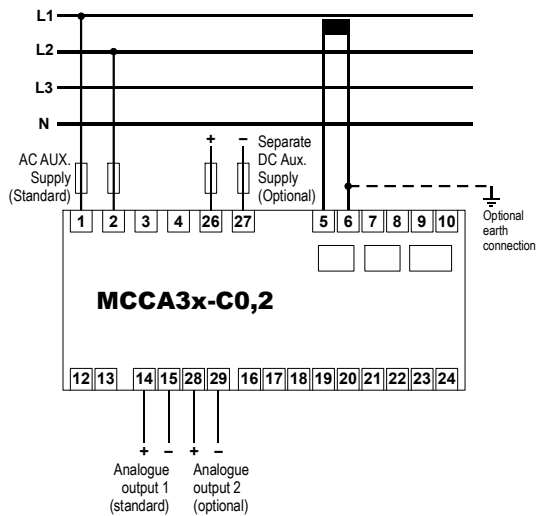
Related information:

The MCCA3x series are also available for panel mounting as MECE-C0,2 series.

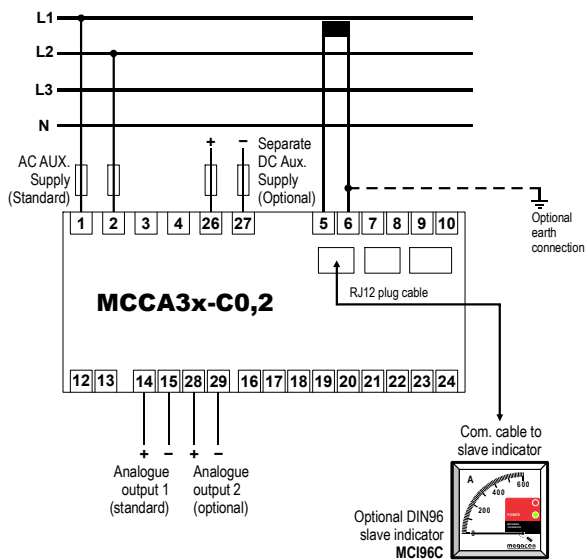
# HIGH PRECISION SINGLE AC CURRENT TRANSDUCER - CLASS 0.2 **MCCA3x-C0,2**

## Connection Diagram

### Connection Diagram without optional slave instrument



### Connection Diagram with optional slave instrument



## Analogue Output

The output signals are proportional to the meter reading (see page 1 for an overview of models and functions).

The signal is specifically intended as an input to a control system for monitoring or control.

Add suffix from table below to type designation to specify output required:

### Outputs 1

O/P1	0 - 10mA
O/P2	0 - 20mA
O/P3	4 - 20mA
O/P4	N/A
O/P5	N/A
O/P6	N/A
O/P7	N/A
O/P8	N/A
O/P9	N/A
O/P10	4,3 - 20mA

### Outputs 2

O/P11	0 - 10mA
O/P12	0 - 20mA
O/P13	4 - 20mA
O/P14	N/A
O/P15	N/A
O/P16	N/A
O/P17	N/A
O/P18	0 - 10V
O/P19	0,2 - 10V
O/P20	4,3 - 20mA

## Connection

Terminal type  
Wire max.

: Terminal Clamp and Screw  
: T1-T4,  
T26-T27: AWG 24-14,  
T5-T10: AWG 12,  
other terminals: AWG 24-12

Screw Torque

: 0.5Nm

## Overload

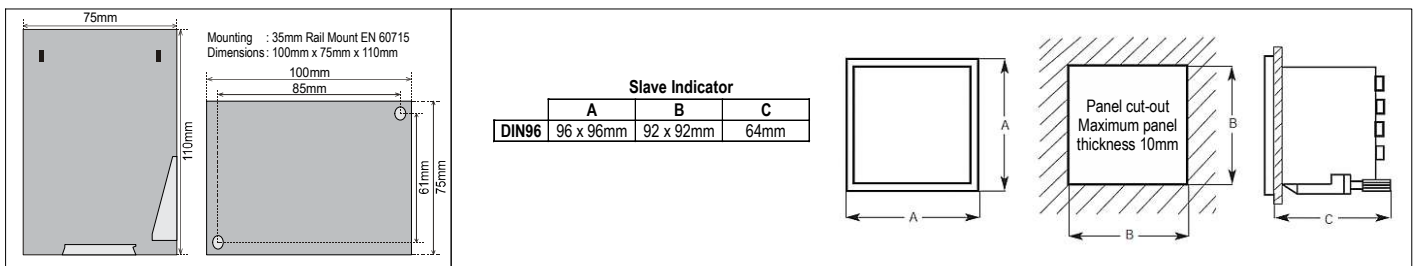
Voltage

: 1.2 x  $U_n$  continuous  
2 x  $U_n$  for 10secs

Current

: 2.5 x  $I_n$  continuous  
5 x  $I_n$  for 1secs (max 25A)

## Dimensions



The MEGAICON policy is one of continuous improvement, consequently equipment supplied may vary in detail from this publication.

### ORDERING INFORMATION (Example)

Type	: MCCA3B-C0,2
Aux. Supply	: 200-240VAC
Input Current C.T.	: 1500/5A
Range	: 0-1500A
Analogue output 1	: O/P3: 4-20mA
Analogue output 2	: O/P18: 0-10VDC

